



LANTERNS

Things You Will Need

Colour Printer OR Your Local Professional Printing Service

White A4 Paper

Scissors

Glue OR Double Sided Tape

Instructions

1. Print out the lantern templates.
2. Match the Outer Lanterns with their Inner Tube.
3. Cut out the Inner Tube, Lantern and Handle.
4. TUBE: Roll up Inner Tubes and glue or tape edge together.
5. OUTER LANTERN: If there is a dotted line in the middle, fold Lantern in half along the dotted line.
6. Cut along the solid lines to create slits, being careful not to cut all the way across.
7. Stick the short edge of the Outer Lantern along the inner tube,
8. Wrap the Outer Lantern around the inner tube and stick.
9. Stick each end of the handle to the top of the lantern.

Roll up inner tube



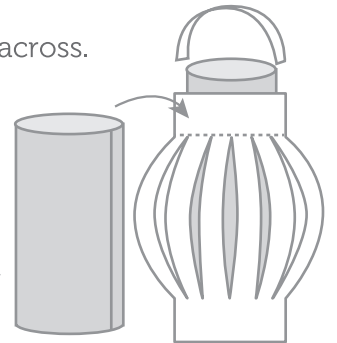
Fold paper in half along the dotted line



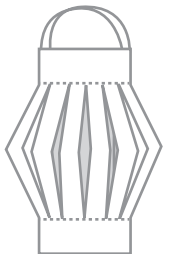
Cut along each line, being careful not to cut all the way across



Wrap outer lantern around inner tube and stick together at top and bottom.



Attach the handle



Notes

This is a PRINT ONLY document. You will not be able to edit or modify the files.

All artwork and designs are copyright and the pr
and cannot be resold, copied or shared.

These files are for PERSONAL USE ONLY and cannot be used commercially.

Any unauthorised publication or duplication will be prosecuted.

For further information or commercial enquiries please contact hello@littlewingscreative.com

print, make, enjoy!

HANDLE



OUTER LANTERN #1

GLUE THIS SIDE



WE'D LOVE TO SEE YOUR RAMADAN SET UP SO REMEMBER TO TAG US!

© LITTLE WINGS CREATIVE CO 2022. ALL RIGHTS RESERVED. www.littlewingscreative.com

FOR PERSONAL USE ONLY, NOT FOR COMMERCIAL USE OR DISTRIBUTION.



@little.wings.creative



@LittleWingsCreative

HANDLE



OUTER LANTERN #2



WE'D LOVE TO SEE YOUR RAMADAN SET UP SO REMEMBER TO TAG US!

© LITTLE WINGS CREATIVE CO 2022. ALL RIGHTS RESERVED. www.littlewingscreative.com

FOR PERSONAL USE ONLY, NOT FOR COMMERCIAL USE OR DISTRIBUTION.

 @little.wings.creative

 @LittleWingsCreative

HANDLE



OUTER LANTERN #3

GLUE THIS SIDE



WE'D LOVE TO SEE YOUR RAMADAN SET UP SO REMEMBER TO TAG US!

© LITTLE WINGS CREATIVE CO 2022. ALL RIGHTS RESERVED. www.littlewingscreative.com

FOR PERSONAL USE ONLY, NOT FOR COMMERCIAL USE OR DISTRIBUTION.



@little.wings.creative



@LittleWingsCreative

INNER TUBE LANTERN #1

GLUE THIS SIDE



WE'D LOVE TO SEE YOUR RAMADAN SET UP SO REMEMBER TO TAG US!

© LITTLE WINGS CREATIVE CO 2022. ALL RIGHTS RESERVED. www.littlewingscreative.com

FOR PERSONAL USE ONLY, NOT FOR COMMERCIAL USE OR DISTRIBUTION.



@little.wings.creative



@LittleWingsCreative



INNER TUBE LANTERN #2




WE'D LOVE TO SEE YOUR RAMADAN SET UP SO REMEMBER TO TAG US!

© LITTLE WINGS CREATIVE CO 2022. ALL RIGHTS RESERVED. www.littlewingscreative.com

FOR PERSONAL USE ONLY, NOT FOR COMMERCIAL USE OR DISTRIBUTION.

 @little.wings.creative

 @LittleWingsCreative



INNER TUBE LANTERN #3

GLUE THIS SIDE



WE'D LOVE TO SEE YOUR RAMADAN SET UP SO REMEMBER TO TAG US!

© LITTLE WINGS CREATIVE CO 2022. ALL RIGHTS RESERVED. www.littlewingscreative.com

FOR PERSONAL USE ONLY, NOT FOR COMMERCIAL USE OR DISTRIBUTION.



@little.wings.creative



@LittleWingsCreative