



Ramadan Shapes

Things You Will Need

Colour Printer OR Your Local Professional Printing Service

White Paper (Size: A4)


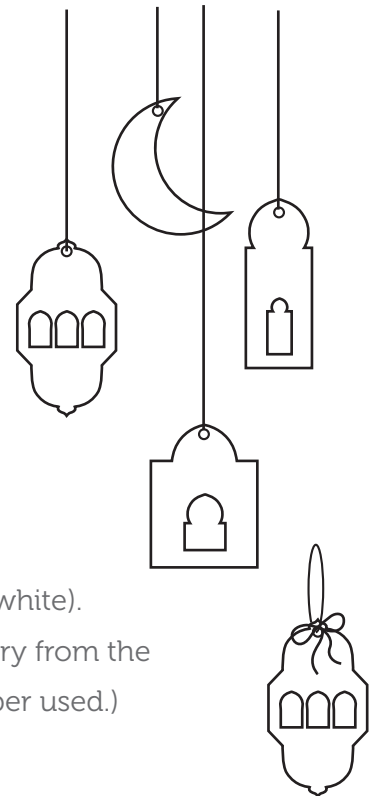
Craft Knife, Metal Ruler and Cutting Mat OR Scissors

String OR Ribbon for hanging

Other decorations if desired (eg glitter, tassels, stickers, pom poms)

Instructions

1. Print out the designs (Choose from a coloured version or black and white).
Print enough copies to create the number required. (Colours may vary from the image displayed on screen depending on the printer and type of paper used.)
2. Cut out the shapes.
3. Decorate if desired.
4. Hole punch at the top of each shape.
5. Thread ribbon through the holes to hang or use as gift tags.





Notes

This is a PRINT ONLY document. You will not be able to edit or modify the files.

All artwork and designs are copyright and the property of © Little Wings Creative Co and cannot be resold, copied or shared. These files are for PERSONAL USE ONLY and cannot be used commercially. Any unauthorised publication or duplication will be prosecuted.

For further information or commercial enquiries please contact hello@littlewingscreative.com or visit www.littlewingscreative.com.

print, make, enjoy!



Ramadan Shapes



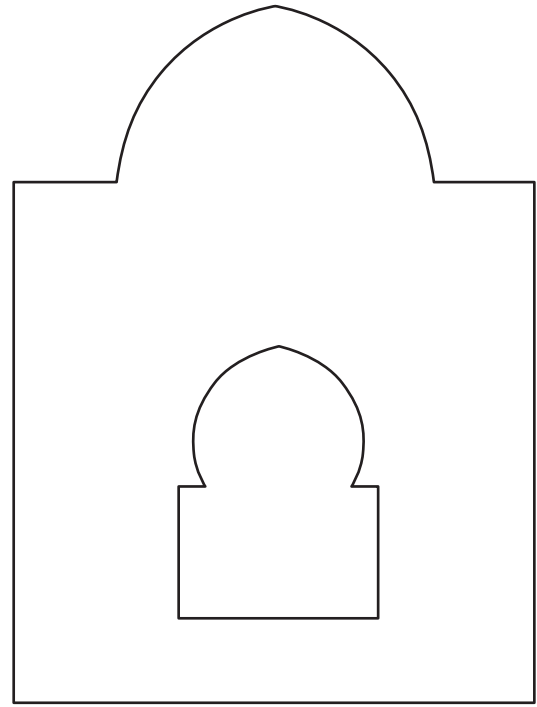

WE'D LOVE TO SEE YOUR RAMADAN SETUP SO REMEMBER TO TAG US!

© LITTLE WINGS CREATIVE CO 2020. ALL RIGHTS RESERVED. www.littlewingscreative.com

FOR PERSONAL USE ONLY, NOT FOR COMMERCIAL USE OR DISTRIBUTION.

 @little.wings.creative

 @LittleWingsCreative



Ramadan Garland 1 Colouring

WE'D LOVE TO SEE YOUR RAMADAN SETUP SO REMEMBER TO TAG US!

© LITTLE WINGS CREATIVE CO 2020. ALL RIGHTS RESERVED. www.littlewingscreative.com

FOR PERSONAL USE ONLY, NOT FOR COMMERCIAL USE OR DISTRIBUTION.

 @little.wings.creative

 @LittleWingsCreative